
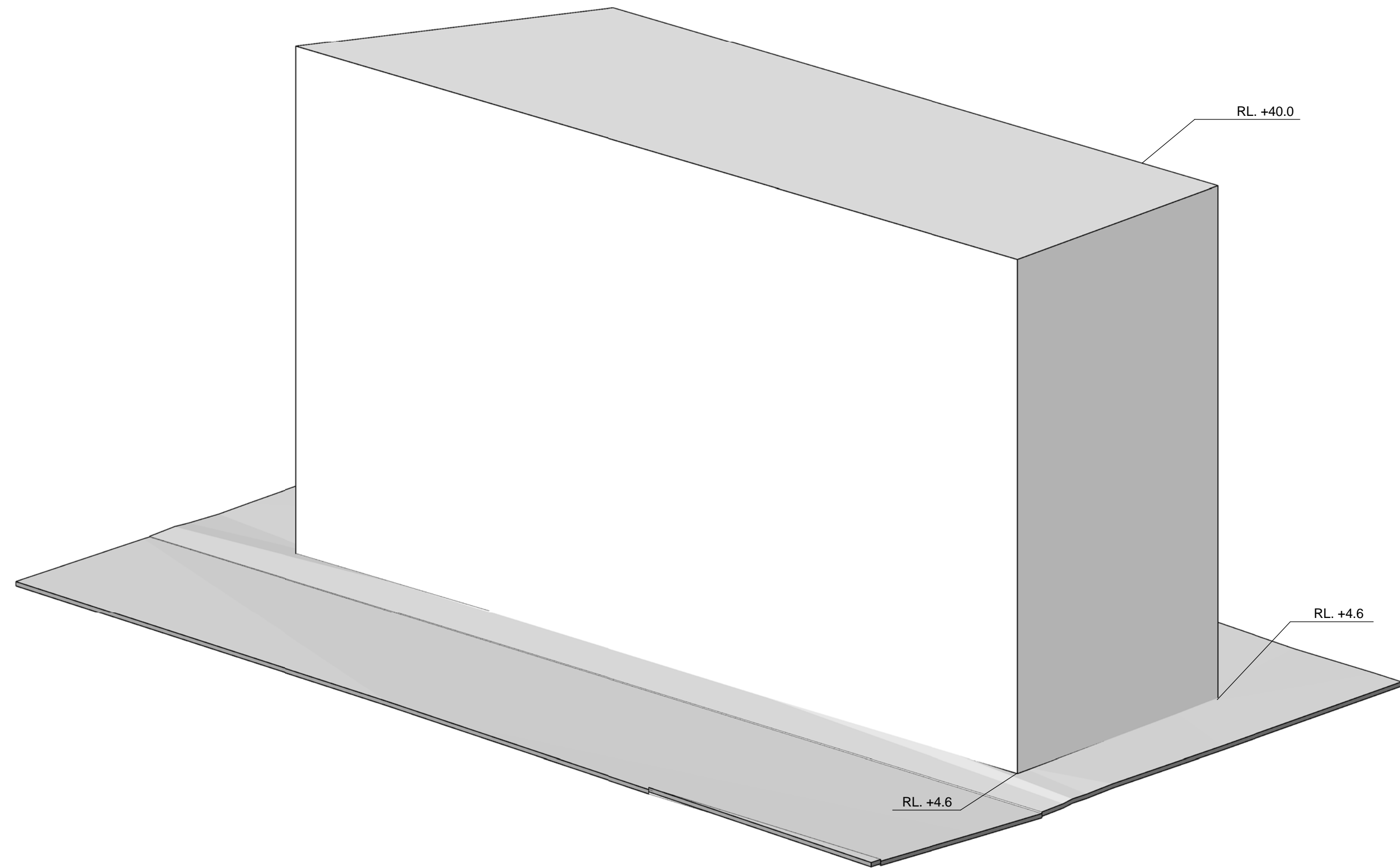


2 Typical Level Plan
DA3-005 1 : 250



1 Ground Level Plan
DA3-005 1 : 250

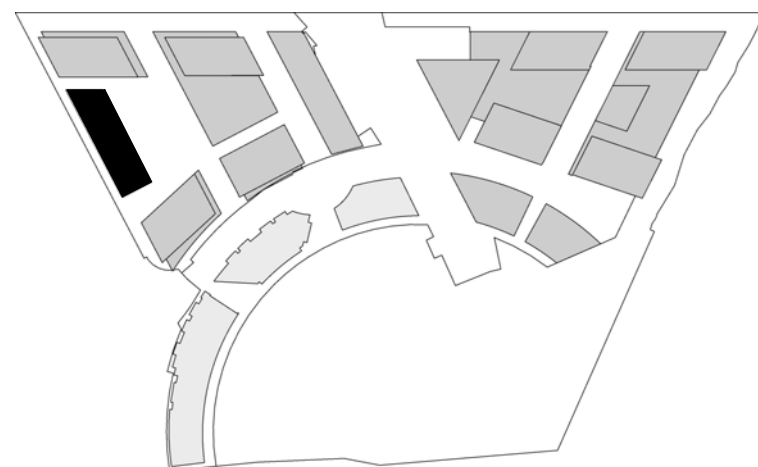
Magdalene Terrace



3 3D View
DA3-005



NOTE: AWNINGS, SUN CONTROL DEVICES, TELECOMMUNICATION DESIGN FEATURES AND THE LIKE ARE PERMITTED TO ENCROACH BEYOND THE BUILDING ENVELOPES



Amendments since Revision A
Envelope reduced at East and West to increase building separation

B	10.12.10	FOR APPROVAL	JK	MA
A	18.06.10	FOR APPROVAL	AW	MA
Revision	Date	Description	Initial	Checked

Discovery Point, Wolli Creek Concept Plan

Building 3 Envelope Parameters

Check all dimensions and site conditions prior to commencement of any work, the purchase or ordering of any materials, fittings, plant, services or equipment and the preparation of shop drawings and or the fabrication of any components.
Do not scale drawings - refer to figured dimensions only. Any discrepancies shall immediately be referred to the architect for clarification.
All drawings may not be reproduced or distributed without prior permission from the architect.

Scale	1:250 @ A1 , 1:500 @ A3		
Drawn	AW	Checked	MA
Project no.	S11191		
Status	PLANNING		
Plot Date	14/12/2010 17:56:40		
Plot File	C:\TEMP\masterplan-discovery-101130_Central_WAY.rvt		
Drawing no.	DA3-005	Revision	B

FOR APPROVAL

Sydney 1/243 Liverpool Street
East Sydney NSW 2010 Australia
T 02 8354 5100 F 02 8354 5199
email syd@batesmart.com.au
http://www.batesmart.com.au

Melbourne 1 Nicholson Street
Melbourne VIC 3000 Australia
T 03 8664 6200 F 03 8664 6300
email mel@batesmart.com.au
http://www.batesmart.com.au

Bates Smart Pty Ltd ABN 70 004 999 400

BATESSMART™